




AC/DC SWITCHING POWER SUPPLY SELECTOR GUIDE



Astec is a volume leader in switching power supplies, producing a wide range of custom and standard AC/DC and DC/DC power sources ranging from fractions of a watt to several hundred watts. Astec switchers find applications in a wide variety of precision electronic equipment produced by the world's most successful OEM companies. This reflects Astec's commitment to reliability (long-term performance within specifications) as well as to quality (the assurance that products are completely operational when shipped). Astec's in-depth knowledge of design, components, production processes and testing, combined with extensive product experience, has enabled the company to achieve the highest possible level measured by either criterion.

Astec's total company commitment to exceptional product quality and reliability is unsurpassed. All critical materials receive 100% inspection, thermal cycling and burn-in. In addition, every finished unit is computer tested before and after thermal cycling and power burn-in.

Although Astec's overall reliability programs and production tracking systems are detailed and disciplined, they are considered essential to precise control over design, component and production parameters and to long-term reliability.

The comprehensive capabilities provided by the company's dedicated semiconductor packaging facility contribute to highest field reliability at minimum cost. Similarly, all wound components, key elements common to all power sources, are manufactured in-house, a procedure further permitting ready adaptation of basic power source designs to accommodate special customer requirements.

All Astec power sources conform to applicable safety and EMI/RFI standards. To enable systems using Astec power supplies to conform to accepted international and national safety standards, the following publications have been used for determination of correct materials and assembly methods: CEE 15, IEC 65, IEC 435, IEC 380, VDE 0804, CSA 22.2 and UL1012. Additionally, input/output filters and screening reflect full attention to ensuring power supplies conform to VDE 0875 (n-12 limits), VDE 0871 (B curve) and FCC class "B" limits.

In addition to the products contained in this guide, Astec manufactures custom power supplies for a wide range of high volume applications, and can assist in determining the optimum approach to cost-effective power sources built to meet specific requirements.

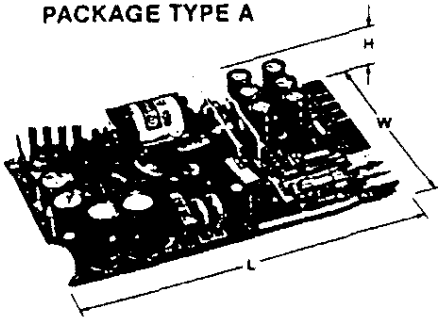


All Astec switching power supplies feature: ■ High Efficiency ■ Built-in EMI filter ■ UL/CSA approved ■ 100% thermal cycle and burn-in ■ Vacuum impregnated transformers ■ Dual jumper selectable voltage 115/230 VAC ■ Low output ripple ■ Overvoltage protection ■ Short circuit protection

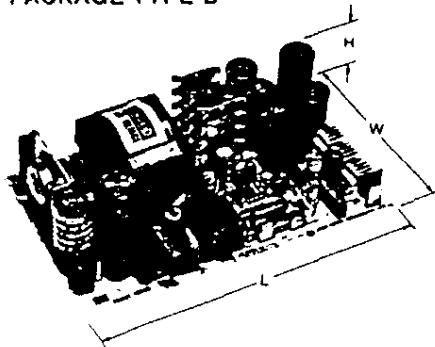
PART NUMBER	MAX. PWR OUTPUT (WATTS)	OUTPUT LOAD CURRENT — AMPS																							
		+ 5V				- 5V				+ 12V				+ 12V											
		MIN	MAX	RIP	TOL	MIN	MAX	RIP	TOL	MIN	MAX	RIP	TOL	MIN	MAX	RIP	TOL								
AC7150	30	4.5V-7.5V 5-.83 2-3.3				4.5V-7.5V 5-.83 2-3.3				THE OUTPUTS ARE ISOLATED AND MAY BE CONNECTED IN SERIES OR PARALLEL															
AC7151	30	0.75	3.0	50	± 1					0.3	1.2	50	± 4												
AC8151	40	0.45	2.5	50	± 5					0.3	2.0	150	± 5												
AC8254	50	1.4	2.0	50	± 5	0.08	0.2	50	± 5																
AC8251	50	1.0	2.0	50	± 2					1.0	1.5	120	± 2												
AC9252	50	1.2	6.0	50	± 2	0	0.5	50	± 5	0.5	2.5	120	± 5												
AC9262	50	1.2	6.0	50	± 2	0	0.5	50	± 5	0.5	2.5	120	± 5												
AC9232	50	1.2	6.0	50	± 2	0	0.5	50	± 5	0.5	2.5	120	± 5												
AC9250	50	1.0	6.0	50	± 1	0.1	0.5	50	± 4	0.2	1.0	120	± 5												
AC9351	75	4.0	8.0	50	± 1	0.03	0.75	50	± 5	0.3	1.0	100	± 5												
AC9354	75	2.0	4.5	50	± 2					0.5	2.8	100	± 5	0.5	2.0	100	± 5								
AC8353	75	0.75	3.0	50	± 2																				
AC9461	100	2.0	10.0	50	± 3	0.1	0.5	50	± 5	1.0	3.0	120	± 6												
AC9431	100	2.0	10.0	50	± 3	0.1	0.5	50	± 5	1.0	3.0	120	± 6												
AC9561	125	2.5	10.0	100	± 2					0.9	3.5	240	± 10	0.6	2.5	240	± 10								
AC9531	125	2.5	10.0	100	± 2					0.9	3.5	240	± 10	0.6	2.5	240	± 10								
AC9563	125	2.0	7.5	50	± 5					0.5	5.0	100	± 5	0.6	1.5	100	± 2								
AC9533	125	2.0	7.5	50	± 5					0.5	5.0	100	± 5	0.6	1.5	100	± 2								
AC9664	150	2.0	13.5	50	± 3					0.1	1.5	100	± 5	0.25	1.0	100	± 5								
AC9861	200	4.0	20.0	50	± 5					1.2	6.0	100	± 5	0.4	2.0	100	± 5								
AC9831	200	4.0	20.0	50	± 5					1.2	6.0	100	± 5	0.4	2.0	100	± 5								

Load (min max)-Amps Ripple-in mVp-p Tolerance-in %

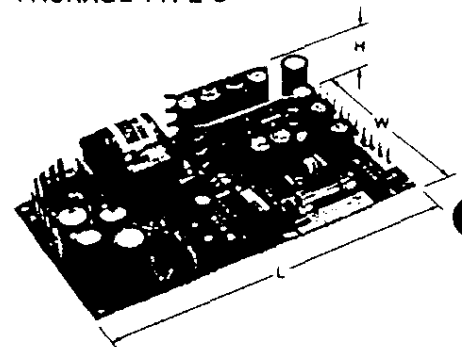
PACKAGE TYPE A



PACKAGE TYPE B



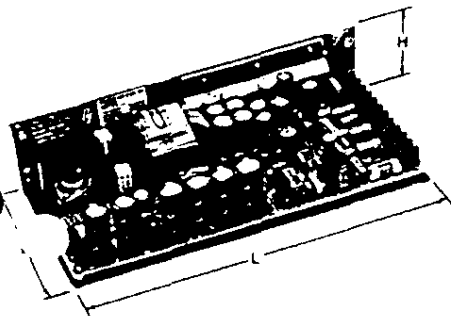
PACKAGE TYPE C



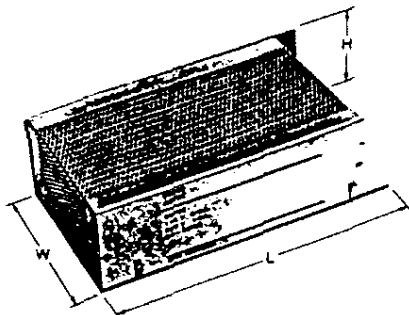
OUTPUT LOAD CURRENT — AMPS								PHOTO KEY (PACKAGE TYPE)	DIMENSIONS (inches) L x W x H	DIMENSIONS (mm) L x W x H
- 12V				+ 24V						
MIN	MAX	RIP	TOL	MIN	MAX	RIP	TOL			
								A (OPEN PCB)	1.34 x 3.9 x 6.3	34 x 100 x 160
								A (OPEN PCB)	1.34 x 3.9 x 6.3	34 x 100 x 160
0.04	0.1	150	±8					B (OPEN PCB)	2.0 x 3.9 x 6.3	50 x 100 x 160
				0	1.3	250	±5	C (OPEN PCB)	2.0 x 4.25 x 7.75	50 x 108 x 197
0.1	0.15	120	±2					C (OPEN PCB)	1.75 x 4.25 x 7.75	44.5 x 108 x 197
0	0.5	120	±5					C (OPEN PCB)	1.75 x 4.25 x 7.75	44.5 x 108 x 197
0	0.5	120	±5					D (L BRACKET)	2.4 x 4.4 x 8	61 x 112 x 203
0	0.5	120	±5					E (BOXED)	2.4 x 4.4 x 8	61 x 112 x 203
0.2	1.0	120	±8					C (OPEN PCB)	2.0 x 4.25 x 7.75	50 x 108 x 197
0.04	0.5	100	±5					F (OPEN PCB)	2.2 x 6.2 x 7.4	56 x 157.5 x 188
0.25	0.5	50	±5					F (OPEN PCB)	2.2 x 6.2 x 7.4	56 x 157.5 x 188
0.04	0.17	50	±5	0	2.2	100	-10 +20	F (OPEN PCB)	2.0 x 6.2 x 7.4	50 x 157.5 x 188
1	0.5	120	±5					D (L BRACKET)	2.4 x 6.5 x 8	61 x 165 x 203
0.1	0.5	120	±5					E (BOXED)	2.4 x 6.5 x 8	61 x 165 x 203
0.13	0.5	240	±10					D (L BRACKET)	2.6 x 5 x 10.5	66 x 127 x 267
0.13	0.5	240	±10					E (BOXED)	2.6 x 5 x 10.5	66 x 127 x 267
0.04	0.5	100	±5					D (L BRACKET)	2.6 x 5 x 10.5	66 x 127 x 267
0.04	0.5	100	±5					E (BOXED)	2.6 x 5 x 10.5	66 x 127 x 267
0.05	0.2	50	±5	0	1.7	250	±10	D (L BRACKET)	2.5 x 6.7 x 10	63.5 x 170 x 254
0.3	1.5	100	±5					D (L BRACKET)	2.8 x 5.7 x 11.2	71 x 145 x 284.5
0.3	1.5	100	±5					E (BOXED)	2.8 x 5.7 x 11.2	71 x 145 x 284.5

Input voltages to all units are strap selectable at 115/230 VAC

PACKAGE TYPE D



PACKAGE TYPE E



PACKAGE TYPE F

